
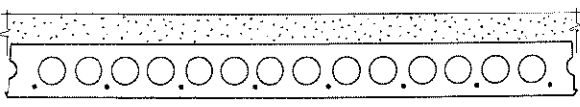
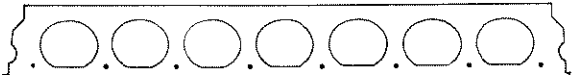
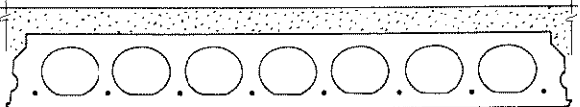
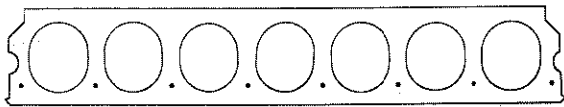
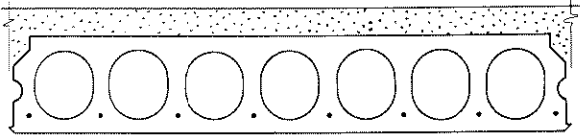
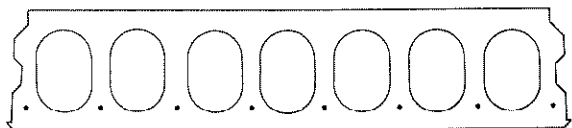
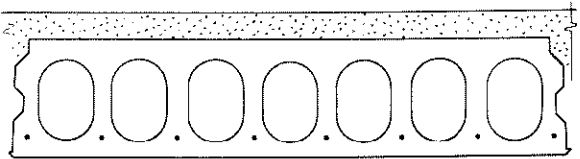


HOLLOW-CORE SLABS

Fig. 2.4.2 Section properties – normal weight concrete


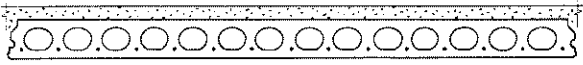



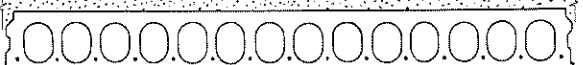


Dynaspan

Trade name: Dynaspan® Equipment Manufacturers: Hastings Dynamold Corp., Hastings, Nebraska						
4' - 0" x 4"				4' - 0" x 4" with 2" Topping		
						
Area (sq in.)	y_b (in.)	I (in. ⁴)	Weight (psf)	y_b (in.)	Mom. of Inertia (in. ⁴)	Weight (psf)
133	2.00	235	35	3.08	689	60
4' - 0" x 6"				4' - 0" x 6" with 2" Topping		
						
Area (sq in.)	y_b (in.)	I (in. ⁴)	Weight (psf)	y_b (in.)	Mom. of Inertia (in. ⁴)	Weight (psf)
165	3.02	706	43	4.25	1543	68
4' - 0" x 8"				4' - 0" x 8" with 2" Topping		
						
Area (sq in.)	y_b (in.)	I (in. ⁴)	Weight (psf)	y_b (in.)	Mom. of Inertia (in. ⁴)	Weight (psf)
233	3.93	1731	61	5.16	3205	86
4' - 0" x 10"				4' - 0" x 10" with 2" Topping		
						
Area (sq in.)	y_b (in.)	I (in. ⁴)	Weight (psf)	y_b (in.)	Mom. of Inertia (in. ⁴)	Weight (psf)
260	4.91	3145	68	6.26	5314	93
Note: All sections not available from all producers. Check availability with local manufacturers.						

HOLLOW-CORE SLABS

Fig. 2.4.2 Section properties – normal weight concrete

Dynaspan

Trade name: Dynaspan® Equipment Manufacturers: Hastings Dynamold Corp., Hastings, Nebraska						
8' - 0" x 6"				8' - 0" x 6" with 2" Topping		
						
Area (sq in.)	y_b (in.)	I (in. ⁴)	Weight (psf)	y_b (in.)	Mom. of Inertia (in. ⁴)	Weight (psf)
338	3.05	1445	44	4.26	3106	69
8' - 0" x 8"				8' - 0" x 8" with 2" Topping		
						
Area (sq in.)	y_b (in.)	I (in. ⁴)	Weight (psf)	y_b (in.)	Mom. of Inertia (in. ⁴)	Weight (psf)
470	3.96	3525	61	5.17	6444	86
8' - 0" x 10"				8' - 0" x 10" with 2" Topping		
						
Area (sq in.)	y_b (in.)	I (in. ⁴)	Weight (psf)	y_b (in.)	Mom. of Inertia (in. ⁴)	Weight (psf)
532	4.96	6422	69	6.28	10,712	94
8' - 0" x 12"				8' - 0" x 12" with 2" Topping		
						
Area (sq in.)	y_b (in.)	I (in. ⁴)	Weight (psf)	y_b (in.)	Mom. of Inertia (in. ⁴)	Weight (psf)
615	5.95	10,505	80	7.32	16,507	105
Note: All sections not available from all producers. Check availability with local manufacturers.						