




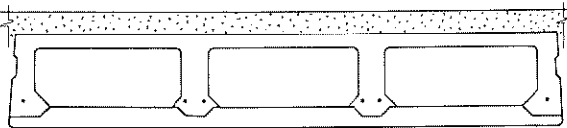




# HOLLOW-CORE SLABS

Fig. 2.4.5 Section properties


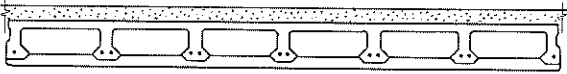

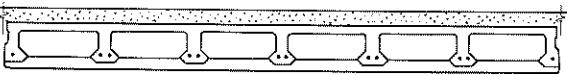
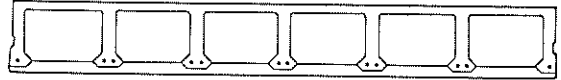
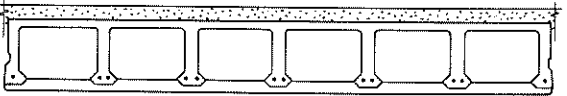
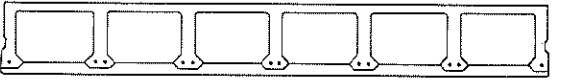
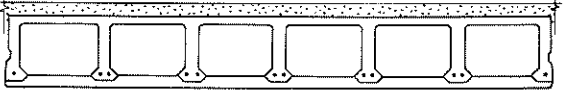
Span-Deck

Trade name: Span-Deck <sup>®</sup> Licensing Organization: Span-Deck Incorporated, Franklin, Tennessee						
4' - 0" x 8" Textured Soffit				4' - 0" x 8" Textured Soffit with 2" Topping		
						
Area (sq in.)	y <sub>b</sub> (in.)	I (in. <sup>4</sup> )	Weight (psf)	y <sub>b</sub> (in.)	Mom. of Inertia (in. <sup>4</sup> )	Weight (psf)
144*	4.70	1033*	45	6.16	1965	70
4' - 0" x 8" Smooth Soffit				4' - 0" x 8" Smooth Soffit with 2" Topping		
						
Area (sq in.)	y <sub>b</sub> (in.)	I (in. <sup>4</sup> )	Weight (psf)	y <sub>b</sub> (in.)	Mom. of Inertia (in. <sup>4</sup> )	Weight (psf)
173	3.90	1527	45	5.43	2904	70
4' - 0" x 12" Textured Soffit				4' - 0" x 12" Textured Soffit with 2" Topping		
						
Area (sq in.)	y <sub>b</sub> (in.)	I (in. <sup>4</sup> )	Weight (psf)	y <sub>b</sub> (in.)	Mom. of Inertia (in. <sup>4</sup> )	Weight (psf)
177	6.90	3170	54	8.70	5143	79
4' - 0" x 12" Smooth Soffit				4' - 0" x 12" Smooth Soffit with 2" Topping		
						
Area (sq in.)	y <sub>b</sub> (in.)	I (in. <sup>4</sup> )	Weight (psf)	y <sub>b</sub> (in.)	Mom. of Inertia (in. <sup>4</sup> )	Weight (psf)
205	5.83	4186	53	7.74	7016	78
<p>*Section properties for lightweight soffit sections are calculated using a method in which the bottom soffit is transformed into an effective width having the same properties of the top concrete.</p> <p>Effective width = <math>\frac{E_c(\text{soffit})}{E_c(\text{top})}</math> (Actual width) = 19.7 in. for 4' - 0" wide sections, 39.5 in. for 8' - 0" wide sections.</p>						
<p>Note: All sections not available from all producers. Check availability with local manufacturers. 6" and 10" depths are of similar configuration.</p>						

# HOLLOW-CORE SLABS

Fig. 2.4.5 Section properties

Span-Deck

Trade name: Span-Deck <sup>®</sup> Licensing Organization: Span-Deck, Incorporated, Franklin, Tennessee						
8' - 0" x 8" Textured Soffit				8' - 0" x 8" Textured Soffit with 2" Topping		
						
Area (sq in.)	y <sub>b</sub> (in.)	I (in. <sup>4</sup> )	Weight (psf)	y <sub>b</sub> (in.)	Mom. of Inertia (in. <sup>4</sup> )	Weight (psf)
284	4.71	2088	45	6.18	3934	70
8' - 0" x 8" Smooth Soffit				8' - 0" x 8" Smooth Soffit with 2" Topping		
						
Area (sq in.)	y <sub>b</sub> (in.)	I (in. <sup>4</sup> )	Weight (psf)	y <sub>b</sub> (in.)	Mom. of Inertia (in. <sup>4</sup> )	Weight (psf)
349	3.90	3063	45	5.42	5825	70
8' - 0" x 12" Textured Soffit				8' - 0" x 12" Textured Soffit with 2" Topping		
						
Area (sq in.)	y <sub>b</sub> (in.)	I (in. <sup>4</sup> )	Weight (psf)	y <sub>b</sub> (in.)	Mom. of Inertia (in. <sup>4</sup> )	Weight (psf)
350	6.84	6135	54	8.68	10,145	79
8' - 0" x 12" Smooth Soffit				8' - 0" x 12" Smooth Soffit with 2" Topping		
						
Area (sq in.)	y <sub>b</sub> (in.)	I (in. <sup>4</sup> )	Weight (psf)	y <sub>b</sub> (in.)	Mom. of Inertia (in. <sup>4</sup> )	Weight (psf)
415	5.82	8419	54	7.71	14,113	79
Note: All sections not available from all producers. Check availability with local manufacturers. 6" and 10" depths are of similar configuration.						