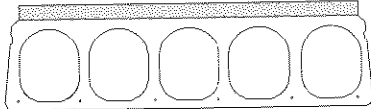
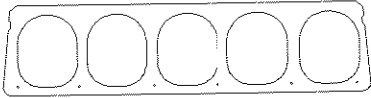
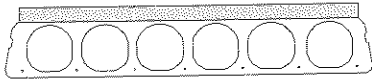


HOLLOW-CORE SLABS

Figure 2.4.7 Section Properties—normal weight concrete

Elematic

Trade Name: Elematic®
 Equipment Manufacturer: Mixer Systems, Inc., Pewaukee, Wisconsin



Section width x depth	Untopped				With 2" topping		
	A in ²	y _b in.	I in ⁴	wt psf	y _b in.	I in ⁴	wt psf
4'-0" x 6"	157	3.00	694	41	4.33	1557	66
4'-0" x 8"	196	3.97	1580	51	5.41	3024	76
4'-0" x 10"	238	5.00	3042	62	6.49	5190	87
4'-0" x 10"	249	5.00	3108	65	6.44	5280	90
4'-0" x 12"	274	6.00	5121	71	7.56	8134	96

Note: Elematic is also available in 96 in. width. All sections not available from all producers. Check availability with local manufacturers.