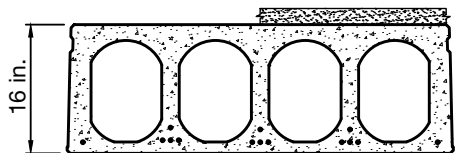
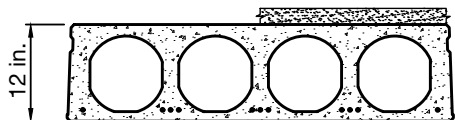
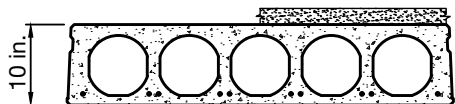
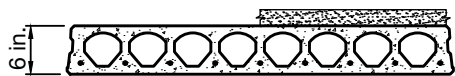


3.7 Hollow-Core Section Properties (cont.)

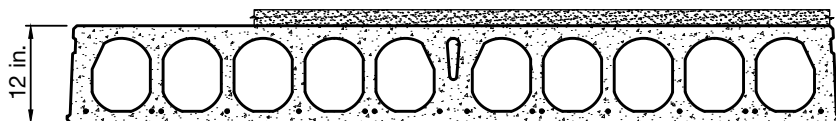
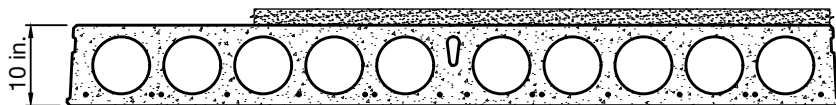
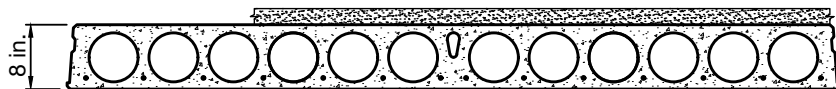
Trade name: Elematic  
 Equipment Manufacturer: Elematic Inc., Waukesha, Wisconsin



Section depth × width	Untopped				With 2 in. topping		
	A in. <sup>2</sup>	y <sub>b</sub> in.	I in. <sup>4</sup>	wt lb/ft <sup>2</sup>	y <sub>cb</sub> in.	I <sub>c</sub> in. <sup>4</sup>	wt lb/ft <sup>2</sup>
6 in. × 4 ft 0 in.	157	3.00	694	41	4.33	1557	66
8 in. × 4 ft 0 in.	196	3.97	1580	51	5.41	3024	76
10 in. × 4 ft 0 in.	238	5.00	3042	62	6.49	5190	87
10 in. × 4 ft 0 in.	249	5.00	3108	65	6.44	5280	90
12 in. × 4 ft 0 in.	279	6.20	5104	74	7.90	8406	99
12 in. × 4 ft 0 in.	274	6.00	5121	71	7.56	8134	96
16 in. × 4 ft 0 in.	346	8.30	11,339	91	10.2	16,883	116
20 in. × 4 ft 0 in.	501	10.3	24,087	133	12.0	33,073	158

H8 in. × 4 ft 0 in.	230	4.07	1667	60	5.34	3143	85
H12 in. × 4 ft 0 in.	307	6.00	5246	80	7.45	8393	105

8 in. × 8 ft 0 in.	404	4.00	3219	54	5.60	6475	79
10 in. × 8 ft 0 in.	549	5.00	6642	73	6.50	11,827	98
12 in. × 8 ft 0 in.	620	6.10	10,588	82	9.60	17,915	107



Note: All sections are not available from all producers. Check availability with regional manufacturers.